

# **Local Nanostructured Ashes Synthesized by Incineration, Pulverization and Spectrophotometric Characterization of Solid Wastes Ashes for Use as Admixtures in Soil Stabilization**

Onyelowe KC

Department of Civil Engineering, Michael Okpara University of Agriculture, Umudike, P. M. B. 7267, Umuahia  
440109, Abia State, Nigeria.

\*Corresponding E-mail: konyelowe@mouau.edu.ng; konyelowe@gmail.com

Received 3 October 2016; Revised 20 November 2016; Accepted 31 December 2016

---

## **Abstract**

Nanostructured ash materials were locally synthesized by the spectrophotometric characterization method and applied in the stabilization of lateritic soils to evaluate the effect of the ashes on the strength properties of the lateritic soil. The ashes are products of the incineration and complete pulverization of some selected biodegradable solid waste materials. Results showed that the ashes were nanomaterials by size, reactive surface, absorbance and texture. And the studied soil was found to be an A-2-7 soil, according to AASHTO classification method. These ash materials were mixed with the soil in varying proportions of 3%, 6%, 9%, 12% and 15% by weight of dry soil and their respective effects on the soil evaluated. The California bearing ratio and unconfined compressive strength results improved remarkably. The results showed that the ash materials are good admixtures in the stabilization of lateritic soils in pavement sub-grade and sub-base construction and other civil engineering works. These materials are secured free of cost and by implication reduced the cost of stabilizing the lateritic soils hence a cost effective stabilization was achieved.

**Keywords:** *Nanomaterials; Nanostructured Ash; Geotechnics; Nanosieve Characterisation; Soil Stabilization.*

---

## **1. Introduction**

Local nanosized ash is a synthesized mass of particles achieved by incineration, pulverization and characterization which has an average size ranging between 0 and 999 nm for the purpose of Geotechnical engineering stabilization. These ashes can be classified as zero dimensional, 1 dimensional, 2 dimensional or 3 dimensional nanomaterials [1; 2]. They are synthesized from various waste materials for the purpose of engineering services [3]. In Nigeria, the disposal of waste materials from agricultural and industrial operations like palm bunch, cocconut shell, palm kernel shell, used tyres, snail shell, animal bone, waste paper etc. has been a source of worry [4]. In recent times, these materials' ash has been used by researchers at the macro and micro scale to stabilize weak engineering soils [5; 6]. The results of these research works have shown remarkable improvement in the characterization, behaviour and strength properties of stabilized soils [6; 7]. In the developing countries, Nigeria, for example, solid waste disposal and management is a huge problem because they lack the training and technology to evaluate the effects of solid wastes or to recycle same as it is done in other advanced countries of the world [4]. The agencies and ministries whose

responsibility it is to ensure effective management and disposal of solid waste are nowhere near the technological trend. These agencies include; Ministry of Environment, Ministry of Works, Ministry of Transport and Ministry of Urban Renewal and Planning. In a bid to save our environment, the Environmental Geotechnics experts have developed what may be considered an efficient technology through which solid wastes would be managed and disposed and also, save the Geoenvironmental decay taking place in every urban and rural dwelling especially in the southeastern part of Nigeria. These decays include pavement failure, gully erosion sites, slope failures, especially on road embankments, etc. The main aim of this work was to synthesize through Spectrophotometric analysis and use as soil stabilization admixtures, the solid waste ashes to rehabilitate our failed environment. The specific objectives were; (i) to ensure an efficient solid waste disposal and management in Umuahia, (ii) to characterize the soil and synthesized ashes through laboratory experiments (iii) to apply these solid wastes ashes to engineering stabilization works and (iv) to evaluate the effect of some selected solid waste materials ash on the behavior of stabilized soil for use in pavement and Environment Geotechnics works.

## **2. Materials and Methods**

Selected solid waste materials, e.g. palm bunch, waste paper, palm kernel shell, vehicle tyre, coconut shell, snell shell, etc. were collected, sun dried, burnt and completely pulverized. The ashes were further nanosized by passing the collected powder through a nano filter or sieve of size 200 nm [8]. The above nanosized ashes were subjected to characterization by the UV-Vis spectrophotometric test to determine the following parameters; peak wavelength of machine at test ( $\lambda$ ), degree of particle absorbance, full width of half maximum ( $\beta$ ) and photometric diffraction angle ( $\theta$ ) [9]. The above technique is approached in various forms and procedures, giving varying degrees of accuracy and precision. The Debye-Scherrer's formula was thereafter applied to determine the average particle size ( $D$ ) of the ashes under study, which many researchers have applied previously though on the synthesis of the well known conventional nanomaterials 1; 2; 10; 11; 12; 13; 14; 15; 16; 17; 18],

$$D = \frac{0.9\lambda}{\beta \cos\theta} \quad (1)$$

$\beta$  is obtained from the corrected FWHM by convoluting Gaussian profile which models the specimen broadening  $\beta_r$  as follows; [2; 16; 17; 18] ;

$$\beta_r^2 = \beta_0^2 - \beta_i^2 \quad (2)$$

Where,  $\beta_0$  Is observed broadening and  $\beta_i$  Is instrumental broadening.

The chemical compound composition test was also conducted on the ash materials to determine their degree of pozzolanicity; aluminates, silicates and ferrites contents and expected reactions between the compounds and soil elements. The ashes synthesized by spectrophotometric analysis were used to stabilize lateritic soils to evaluate their effect in the present form, on the properties of the lateritic soil for engineering purposes. And the strength characteristic tests were conducted to evaluate the effect of these ashes on the lateritic soil

sample thus; the standard proctor compaction test, cassagrande consistency limits test, California bearing ratio test and the unconfined compressive strength test to [19; 20]

(a) **Consistency Limits Tests:** This was conducted at the Geotechnical and Materials Engineering laboratory, Department of Civil Engineering, Michael Okpara University of Agriculture, Umudike in accordance with BS 1377-2 [19]; BS 1924 [20]; BS 5930 [21]; NGS [22].

(b) **Soil Compaction Test:** This was conducted at the Geotechnical and Materials Engineering laboratory, Department of Civil Engineering, Michael Okpara University of Agriculture, Umudike in accordance with BS 1377-2 [19]; BS 1924 [20]; BS 5930 [21]; NGS [22].

(c) **CBR Test**

This was conducted in the Niger Pet Geotechnical Engineering laboratory, Uyo, Akwa Ibom State, Nigeria on the natural soil sample as well as the stabilized samples with 3%, 6%, 9%, 12% and 15% percentage proportions of nano palm bunch ash in accordance with BS 1377-2 [19]; BS 1924 [20]; BS 5930 [21]; NGS [22].

(d) **Unconfined Compressive Strength Test**

This was conducted at Niger Pet Geotechnical Engineering Laboratory, Uyo, Akwa Ibom State, Nigeria on the sample with admixture proportions of 3%, 6%, 9%, 12% and 15% in accordance with BS 1377-2 [19]; BS 1924 [20]; BS 5930 [21]; NGS [22] as shown in Figure 3.

(e) **UV-VIS Spectrophotometric Test:** the UV/VIS Spectrophotometer test at 25°C was conducted in accordance with BS 1377 [19] at the Chemistry lab of the Michael Okpara University of Agriculture, Umudike on both the soil and the admixture to determine their particle absorbance and average particle sizes.

### **3. Results and Discussion**

Figures 1, 2, 3, 4, 5 and 6 show the variation of ash particle absorbance against wavelength for the Nanosized Palm Bunch Ash, Nanosized Waste Tyre Ash, Nanosized Waste Paper Ash, Nanosized Palm Kernel Shell Ash, Nanosized Snell Shell Ash and Nanosized Coconut Shell Ash particles respectively using UV/VIS Spectrophotometer at 25°C. From the exercise, it can be deduced that the maximum absorbance varied at different wavelengths at a full width of half maximum of 150nm and exposure angle of 65°. The average particle sizes were estimated by Debye Scherrer expression (Eq. 1) shown in Table 1. The particle

absorbance enhances the mechanism whereby size can potentially promote cohesion between the admixture, improve the van der waal's forces between particles and stabilized soil by presenting a larger reactive surface to achieve flocculation of the matrix, characterization of the molecular composition of organic matter in soil fundamental mass, lateral distribution of carbon forms in soil microaggregates, characterization of the composition of dissolved organic carbon in the ash during stabilization, etc. The nanopores of the ash material due to nanosization contribute 99% of the surface areas to the mixture homogeneity because it was less kinetically restricted at the temperature when its isotherm constructed during the mixing and stabilization mechanics.

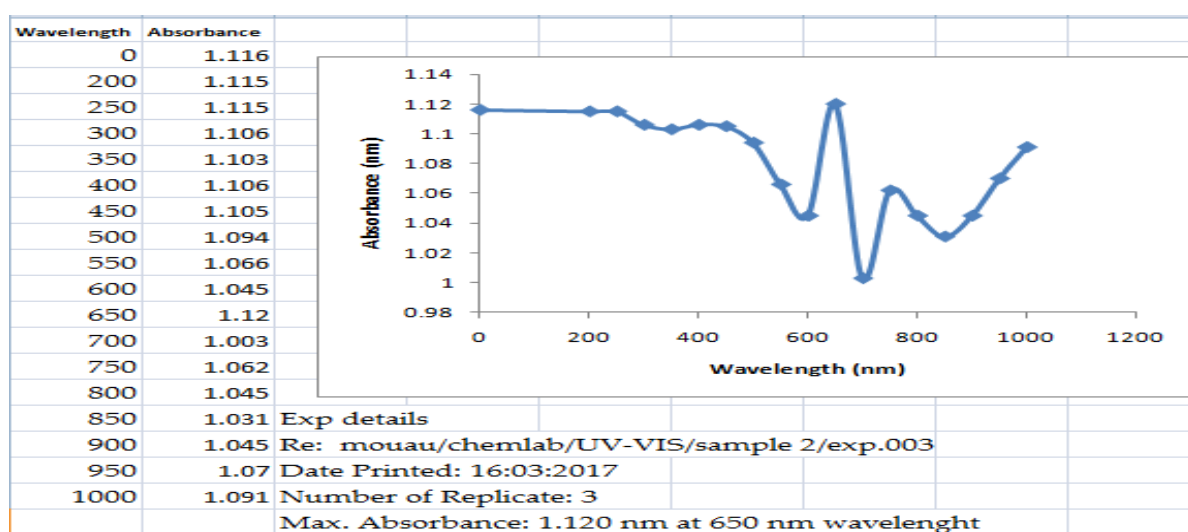


Figure 1: Variation of Absorbance against wavelength for the Nanosized Palm Bunch Ash particles using UV/VIS Spectrophotometer at 25<sup>0</sup>C [3]

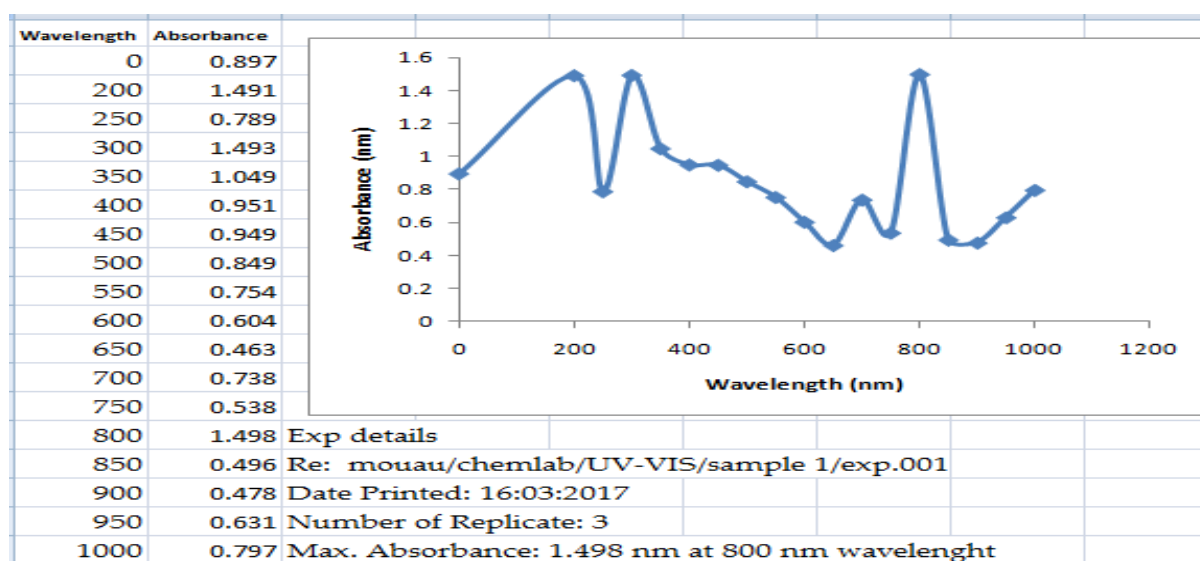


Figure 2: Variation of Absorbance against wavelength for the Nanosized Waste Tyre Ash particles using UV/VIS Spectrophotometer at 25<sup>0</sup>C

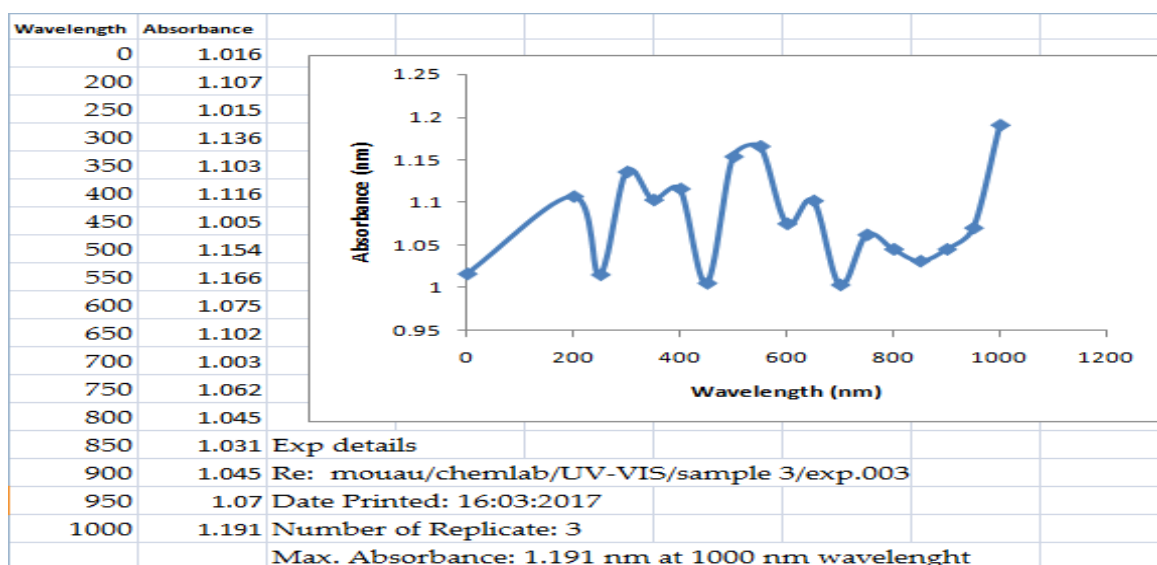


Figure 3: Variation of Absorbance against wavelength for the Nanosized Waste Paper Ash particles using UV/VIS Spectrophotometer at 25<sup>0</sup>C

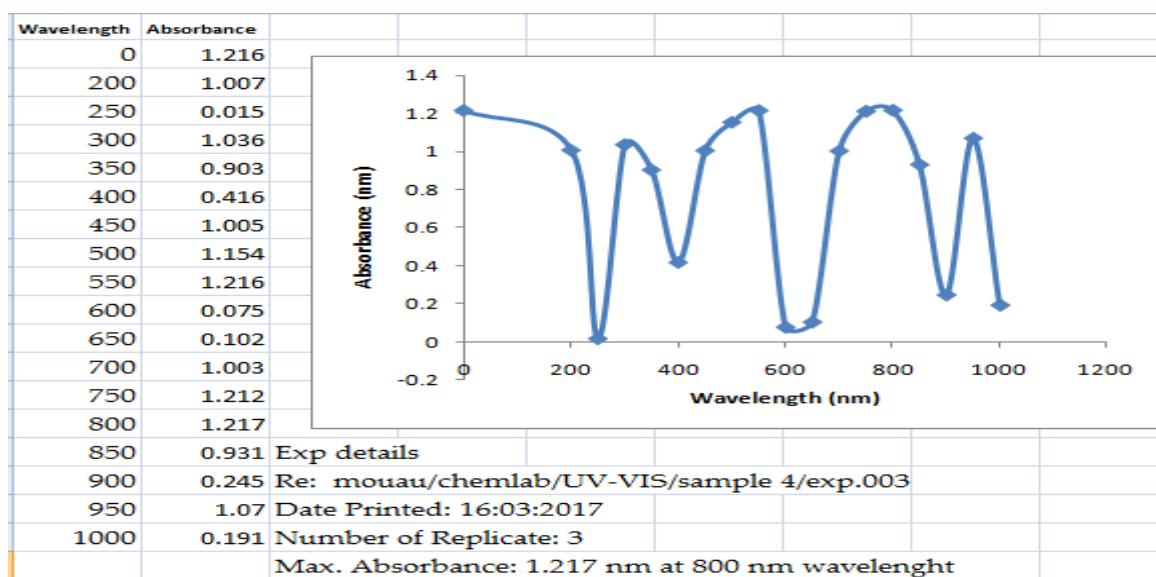


Figure 4: Variation of Absorbance against wavelength for the Nanosized Palm Kernel Shell Ash particles using UV/VIS Spectrophotometer at 25<sup>0</sup>C

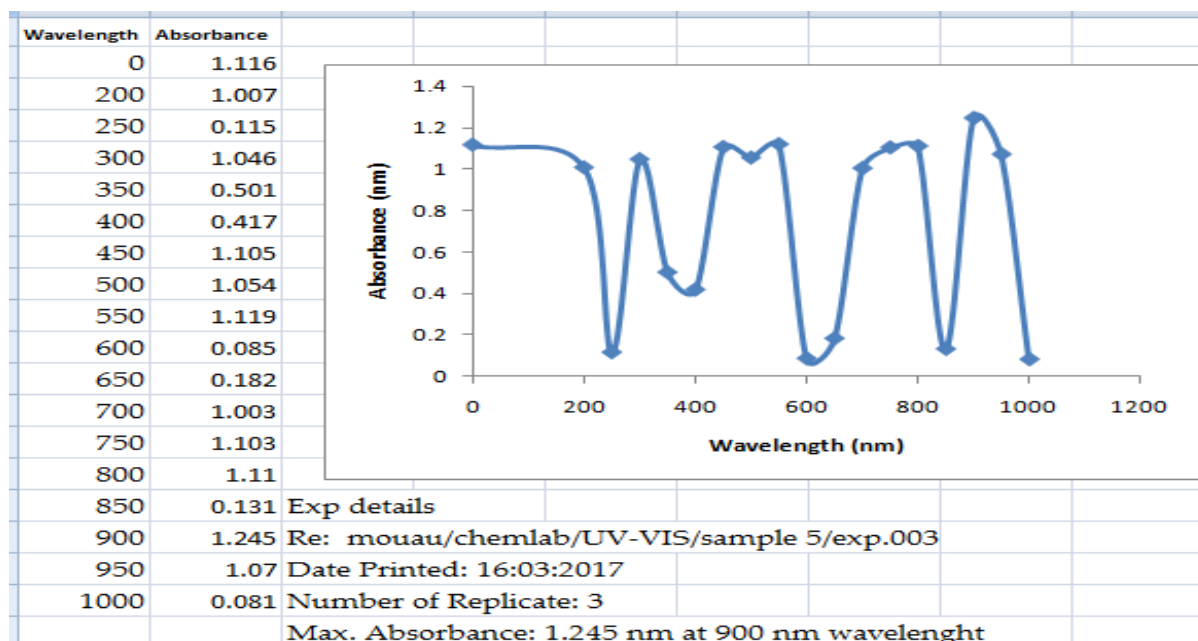


Figure 5: Variation of Absorbance against wavelength for the Nanosized Snell Shell Ash particles using UV/VIS Spectrophotometer at 25<sup>0</sup>C

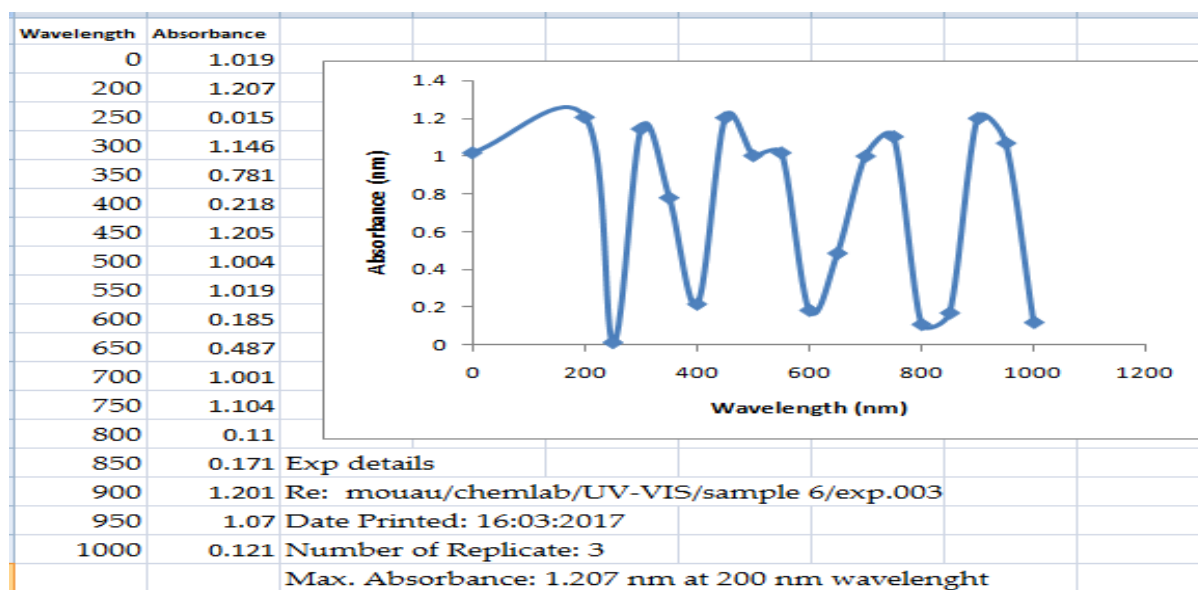


Figure 6: Variation of Absorbance against wavelength for the Nanosized Coconut Shell Ash particles using UV/VIS Spectrophotometer at 25<sup>0</sup>C

Table 1: Average particle size from UV/VIS Spectrophotometer at 25<sup>0</sup>C by Debye Scherrer

Ash	Absorbance (A), nm	Wavelength ( $\lambda$ ), nm	Average Particle Size, nm
NPBA	1.120	650	9.223
NWTA	1.498	800	11.358
NWPA	1.191	1000	14.198
NPKA	1.217	800	11.358
NSSA	1.245	900	12.778
NCSA	1.207	200	2.840

\*NPBA= nanosized palm bunch ash, NWTA= nanosized waste tyre ash, NWPA= nanosized waste paper ash, NPKA= nanosized palm kernel shell ash, NSSA= nanosized snell shell ash, NCSA= nanosized coconut shell ash.

Table 2 shows the compound composition and bonding potentials of the nanosized waste material ashes which satisfies that the material bonding is a very important factor in soil stabilization and strength optimization because the soil and the admixture need to form a homogeneous and cohesive bond. Material requirement for cementing materials is that the sum of SiO<sub>2</sub>, Al<sub>2</sub>O<sub>3</sub>, and Fe<sub>2</sub>O<sub>3</sub> should not be less than 70%. The result of the analyzed ashes shown in Table 2 shows that the percentage of SiO<sub>2</sub> + FeO<sub>3</sub> + Al<sub>2</sub>O<sub>3</sub> is greater than 70%, which makes the admixture samples of highly pozzolanic materials except NPKA and NCSA. This property was of great advantage because it brought about a high degree of interaction and bonding between the studied soil samples and the admixtures.

Table 2: Chemical composition test on the selected waste ashes

Ash	CaO % wt	MnO % wt	MgO % wt	ZnO % wt	CuO % wt	Fe <sub>2</sub> O <sub>3</sub> % wt	Al <sub>2</sub> O <sub>3</sub> % wt	SiO <sub>2</sub> % wt	Na <sub>2</sub> O % wt	P <sub>2</sub> O <sub>5</sub> % wt	K <sub>2</sub> O % wt
NPBA	12.7	0.13	0.01	0.78	Trace	0.95	20.12	64.45	0.71	0.64	0.14
NWTA	12.57	0.13	0.01	3.21	Trace	2.55	31.12	44.45	4.11	1.81	0.04
NWPA	9.21	3.67	Trace	Trace	Trace	1.11	17.23	52.11	7.41	7.99	1.27
NPKA	11.25	4.44	7.86	4.67	12.76	3.89	17.77	23.88	9.01	2.91	1.64
NSSA	17.83	1.16	Trace	Trace	Trace	2.44	6.11	65.01	2.31	5.12	0.02
NCSA	12.31	2.87	7.82	4.66	11.99	3.98	19.89	25.19	9.09	1.11	1.09

From the results of the preliminary tests conducted in our Geotechnical Engineering laboratory tabulated in Table 3, it can be deduced that the disturbed lateritic soil has the following properties;

- A plasticity index of 21.85% > 17% and that condition satisfies that the lateritic soil is a highly plastic soil. Also the plasticity index falls between 20% and 35%, a condition for high swelling potential and between 25% and 41%, a condition for a high degree of expansion [23].
- From the consistency limits tests that the soil relative consistency and liquidity index, which are 1.69% > 1 and 0.91% < 1 respectively show that the soil is in a semi-solid or solid state, very stiff and plastic [23].

- Is classified as A-2-7 soil on AASHTO soil classification, well graded, GW on USCS, the group index of 0 and of silty, clayey gravel and sand material [23].
- Optimum moisture content (OMC) of 13% and maximum dry density (MDD) of 1.84g/cm<sup>3</sup>.
- Unconfined Compressive Strength (UCS) of 230.77kN/m<sup>2</sup> at 28 days curing time, which falls between 200 and 400kN/m<sup>2</sup>, a condition for soils of very stiff consistency with respect to UCS, which satisfies the material condition for use as sub-grade material [22; 23].
- California bearing ratio of 14 which makes it good for the sub-grade material [22].

Table 3: Geotechnical Properties of the Lateritic Soil Sample

Property/Unit	Lab Results	Standard Condition To BS 1377 [19] and NGS, 1997 [22]
% Passing BS No. 200 sieve	25.40	% fine particles in the sample
Natural Moisture Content, (%)	10	
Liquid Limit, (LL) (%)	47.00	
Plastic Limit, (PL) (%)	25.15	
Plasticity Index, (PI) (%)	21.85	>17 is highly Plastic
Coefficient of Curvature, $C_c = \frac{D_{30}^2}{D_{10} \times D_{60}}$	0.09	<1, for well graded sand
Coefficient of Uniformity, $C_u = \frac{D_{60}}{D_{10}}$	10	>5, for well graded silty clay soil
Specific Gravity ( $G_s$ )	2.67	2.5 – 2.8 (very stiff)
AASHTO classification	A-2-7	Soil classification for silty Clayey Gravel, sand
USCS	GW	Particle distribution
Group Index	0	
Material	Silty or Clayey Gravel, Sand	
Condition/General Subgrade Rating	Good	Based on the CBR and UCS results
Optimum Moisture Content, (OMC) (%)	13	The higher this gets, the weaker the mixture



Maximum Dry Density (MDD) ( $\text{g/cm}^3$ )		1.84	
California bearing ratio, (CBR) (%)		14	>10 (good for Sub-grade Material condition)
Unconfined Compressive Strength, (UCS) ( $\text{KN/m}^2$ )	28 days	230.77	>200 good for Sub-grade material
	14 days	219.11	
	7 days	194.26	
Color		Reddish Brown	

From Figure 7 and Table 3, it can be deduced that the soil is a well graded; this being the distribution of the soil particles in the sample studied, with  $C_c$  equals 0.09 and  $C_u$  equals 10 (Gopal and Rao, 2011).

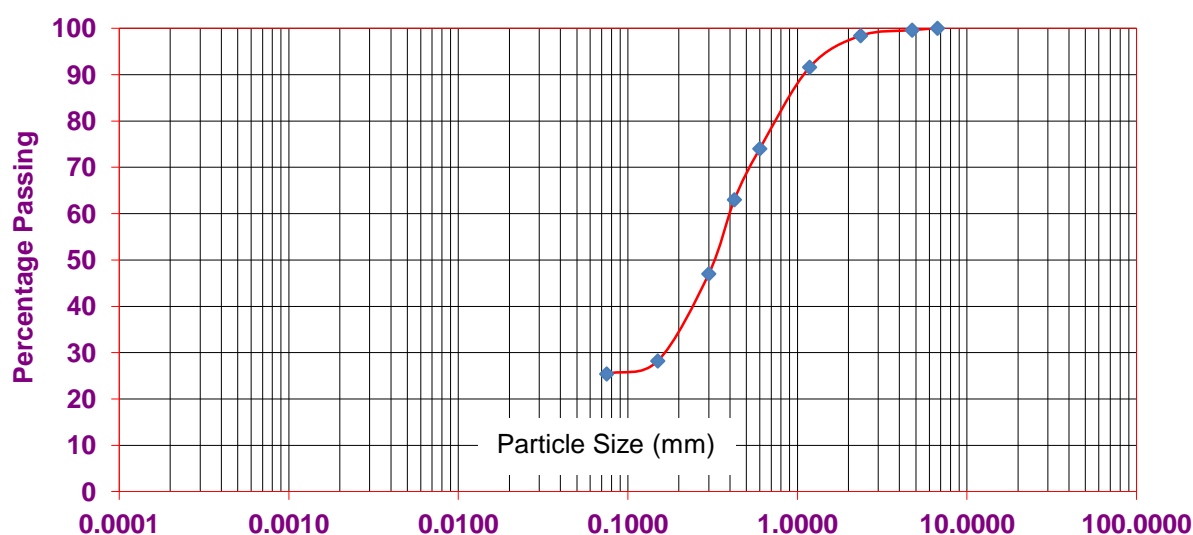


Figure 7: Particle size distribution curve of Umuntu Olokoro lateritic soil sample [3]

### The Effect of Nanosized Ashes on the Strength Properties of the Lateritic Soil

Fig 8 shows the CBR behaviour of the stabilized soil with nanostructured ash materials which progressively increased with the addition of the additives. This behavior may be attributed to the admixtures' increased reactive surface area, their highly pozzolanic behavior and lower density as a result of nanosization. With these results, the strength properties of the stabilized soil have been enhanced certifying the ash materials as good construction materials for use in pavements designs and construction. The soil + 12% ash and soil + 15% ash mixtures passed the minimum CBR value of 20 – 30% specified by BS 1924 [20] for materials suitable for use as base course materials when determined at MDD and OMC. This is close to the findings of Gidigas and Dogbey [7], which stated that the minimum CBR value of 20 – 30% is required for sub-bases when compacted at OMC. Increase in CBR, an implication of the increase observed in MDD is attributed to the compatibility of the grains of soil by the

increased reactive surface achieved by the ash pulverization and the high pozzolanic properties of the ashes such that greater densification was achieved.

Figs 9, 10 and 11 show the UCS behaviour of the stabilized soil under the addition of nanostructured ash materials. There was consistent improvement of the UCS with the addition of variable proportions of ash materials. This behaviour is also attributed to the pozzolanic behaviour of the additive and its increased reactive surface that encouraged bonding. A further observation was that the presence of the admixtures in the soil increased the frictional angle of the stabilized mixture attributed to the physicochemical and highly pozzolanic properties of the admixture and to their ability to reduce adsorbed water thereby making soils with higher clay content to behave like granular soil. These values satisfy the “very stiff” material condition for use as sub-base materials for pavement sub-grade and sub-base construction.

The effect of variable proportions by weight (wt) of the nanosized ash materials as recorded in Table 4 has shown that the compaction, consistency, and strength behaviours of the lateritic soil improved from the control. The improvements were more remarkable with palm bunch ash and snail shell ash with higher proportions of pozzolanic properties, which had helped in stronger bonding with the soil structure and setting properties of the mixture of soil and the admixture. This may be due to the higher contents of alumina, silicate and ferrite oxides responsible for pozzolanic effects that enhanced bonding and hardening of the stabilized mixture. The dry density increased for all the selected ash materials with the maximum recorded with snail shell ash at 15% by weight of the stabilized mixture. The nanosization of the ashes increased the availability of the pozzolanic properties and calcium ion  $Ca^{2+}$  needed for cation exchange reactions in the formation of the silicates, hydrates and aluminates necessary for the densification of the stabilized mixture. The plasticity index achieved with the ash materials maintained a medium plastic consistency, i.e. < 17% away from the control consistency experiment results. The cation exchange may have been enhanced by the nanosization of the solid wastes ashes, which promoted the flocculation of clay particles in the stabilized mass. This is because the nanostructured ash materials had good reactive surface and amorphous property that enabled faster and stronger bonding with the studied soil, thereby improving plasticity. The CBR gave good results that met the requirements for the stabilized soil to be used as a sub-base material in pavement construction. And finally, the unconfined compressive strength test results show great improvements in the stabilized soil with the nanostructured ash materials. The CBR and UCS improved results may be due to the increased reactive surface as a result of nanosization of the amorphous ash materials which encourage the formation of calcium silicate hydrate CSH responsible for densification and hardening of the stabilized soil.

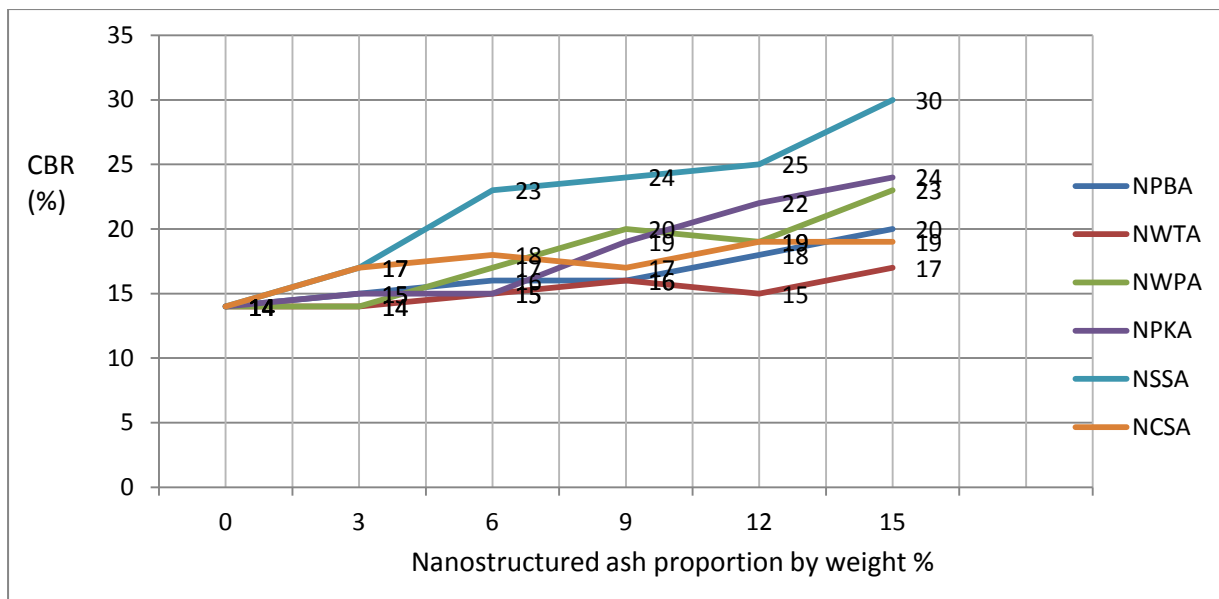


Fig. 8: Stabilized soil CBR behaviour with nanostructured ash materials

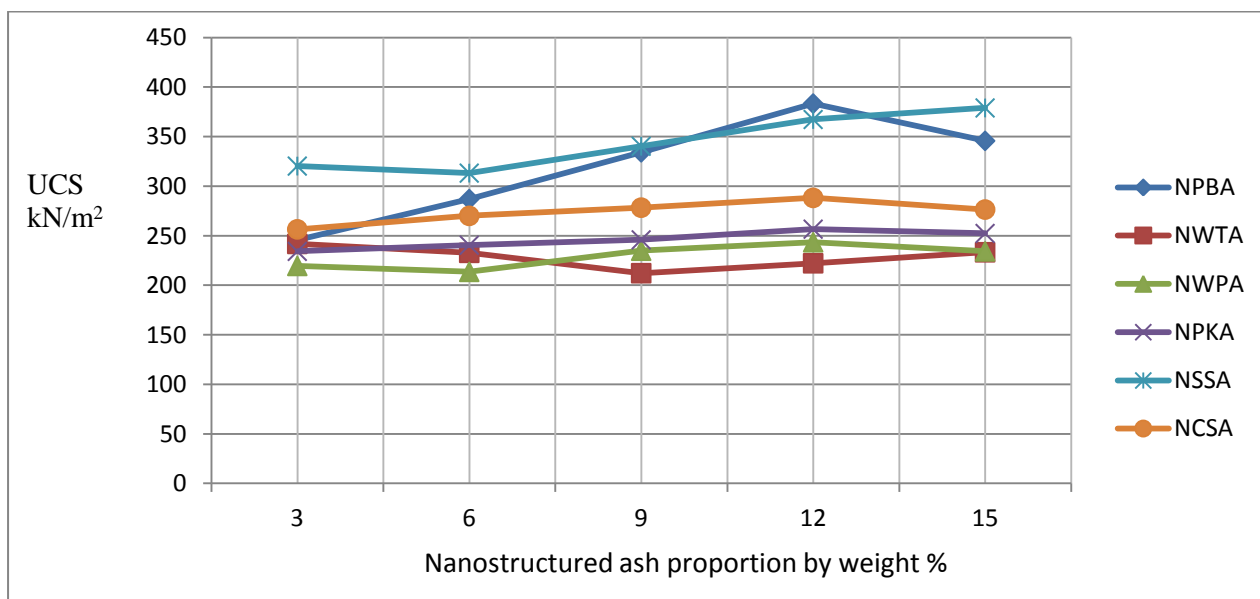


Fig 9: Stabilized soil UCS (7 days curing) behaviour with nanostructured ash materials

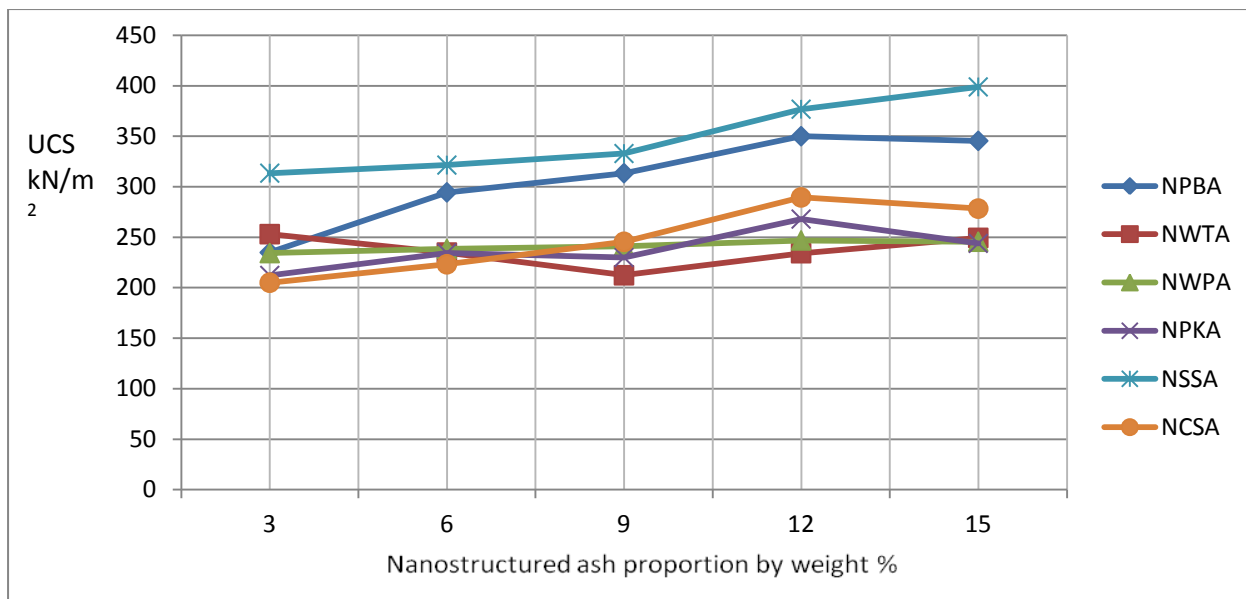


Fig 10: Stabilized soil UCS (14 days curing) behaviour with nanostructured ash materials

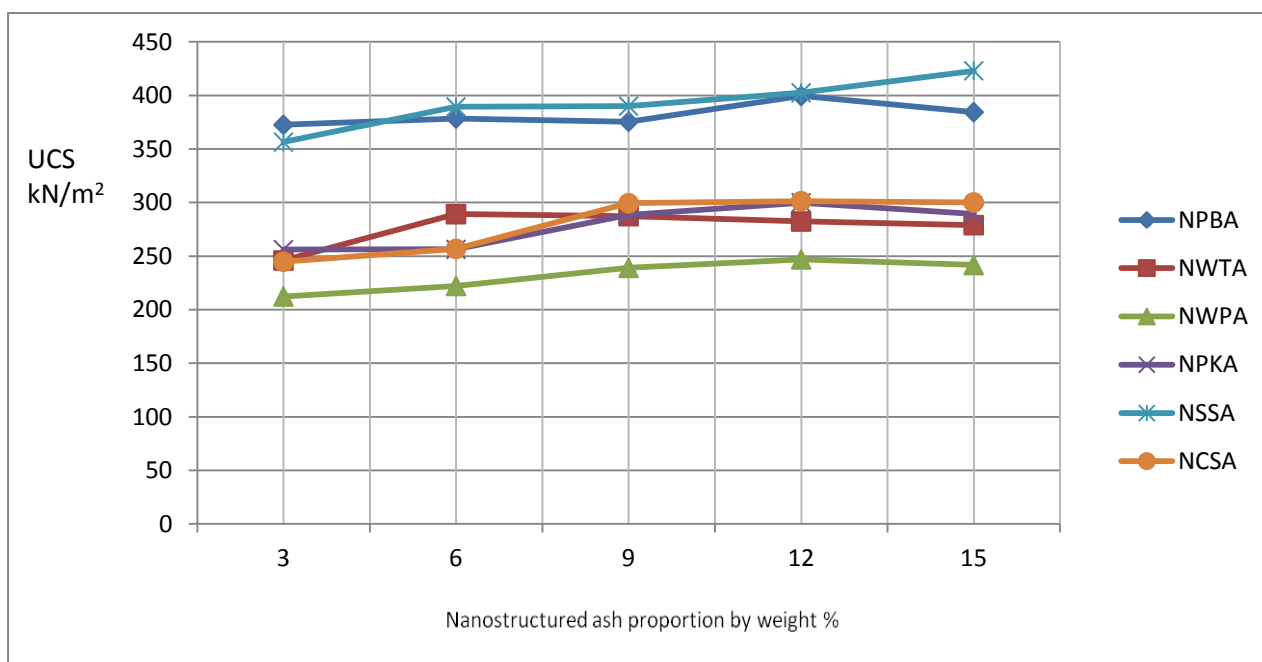


Fig 11: Stabilized soil UCS (28 days curing) behaviour with nanostructured ash materials

Table 4: Behavior of the lateritic soil with the nanosized ashes

Ash	OMC (%)	MDD (g/cm <sup>3</sup> )	PI (%)	CBR <sub>max</sub> (%) @ 2.5mm	UCS <sub>max</sub> (KN/m <sup>2</sup> )		
					7days curing	14days curing	28days curing
NPBA	<b>11.10</b> @ 15% by wt	<b>1.97</b> @ 15% by wt	<b>8.21</b> @ 15% by wt	<b>20</b> @ 15% by wt	<b>383.45</b> @ 12% by wt	<b>350.04</b> @ 12% by wt	<b>399.46</b> @ 12% by wt
NWTA	<b>10.93</b> @ 12% by wt	<b>2.01</b> @ 12% by wt	<b>9.45</b> @ 12% by wt	<b>17</b> @ 12% by wt	<b>241.77</b> @ 3% by wt	<b>253.04</b> @ 3% by wt	<b>289.19</b> @ 6% by wt
NWPA	<b>10.81</b> @ 9% by wt	<b>1.85</b> @ 9% by wt	<b>7.5</b> @ 12% by wt	<b>23</b> @ 12% by wt	<b>243.47</b> @ 12% by wt	<b>246.85</b> @ 12% by wt	<b>246.99</b> @ 12% by wt
NPKA	<b>12.23</b> @ 12% by wt	<b>1.89</b> @ 12% by wt	<b>11.34</b> @ 12% by wt	<b>24</b> @ 12% by wt	<b>256.65</b> @ 12% by wt	<b>267.99</b> @ 12% by wt	<b>299.91</b> @ 12% by wt
NSSA	<b>9.88</b> @ 15% by wt	<b>2.33</b> @ 15% by wt	<b>7.1</b> @ 15% by wt	<b>30</b> @ 15% by wt	<b>379.01</b> @ 15% by wt	<b>398.88</b> @ 15% by wt	<b>423.01</b> @ 15% by wt
NCSA	<b>13.10</b> @ 9% by wt	<b>1.84</b> @ 9% by wt	<b>13.22</b> @ 9% by wt	<b>19</b> @ 12% by wt	<b>288.24</b> @ 12% by wt	<b>289.45</b> @ 12% by wt	<b>301.22</b> @ 12% by wt

#### 4. Conclusion

From the foregoing, it can be concluded as follows;

- The application of ashes synthesized from these solid wastes suggests an efficient method of ridding the environment of the pollutants.
- That the solid waste materials were locally synthesized and characterized using the spectrophotometric UV-VIS method which established the average particle sizes of the ashes and confirmed them as nanosized particles.
- That the absorbance and increased reactive surface of the ash materials played a big role at the reactive phase between the ash materials and the lateritic soil to improve the van der waal's forces of the treated matrix.
- That the compaction, consistency limits and strength properties behaviour of the stabilized lateritic soil improved remarkably at different percentages of the ash materials by weight (wt) of stabilized mixture.
- That through this reuse of solid waste materials in Environmental and Transportation Geotechnics, the management and disposal of solid waste in Nigeria must have received a boost and the Federal and State Ministries of Environment and Works

should key into these findings to improve on waste management, pavement rehabilitation and engineering and re-engineering.

### **References**

1. Ahmad KD, Yaser K and Ehsan T (2013) Synthesis of nano-alumina powder from impure kaolin and its application for arsenite removal from aqueous solution, *J. Environ. Health Sci. Eng.*, 11 (1), 19.
2. Bao Y, Zhan L, Wang C, Wang Y, Yang G, Yang J, Qiao W and Ling L (2011) Synthesis of carbon nanofiber/carbon foam composite for catalyst support in gas phase catalytic reactions, *New Carbon Mater.*, 26(5), 341-346.
3. Onyelowe, KC (2017): Nanosized palm bunch ash (NPBA) stabilisation of lateritic soil for construction purposes, *International Journal of Geotechnical Engineering*, DOI: 10.1080/19386362.2017.1322797
4. Ogwueleka TC (2009) "Municipal Solid Waste Characteristics and Management in Nigeria". *Iran. J. Environ. Health. Sci. Eng.*, Vol. 6, No. 3, pp. 173-180
5. Onyelowe KC and Ubachukwu OA (2015) "Stabilization of Olokoro-Umuahia Lateritic Soil with Palm Bunch Ash as Admixture", *Umudike Journal of Technology*, Vol.2, No. 2: 67-77.
6. Osinubi, K. J., Bafyau, V. and Eberemu, A. O (2009) Bagasse ash stabilization of lateritic soil, *Springer Link Sciences and Business Media*, 271- 280.
7. Gidigasu MD and Dogbey JLK (1980) Geotechnical Characterization of Lateritized Decomposed Rocks for Pavement Construction in Dry Sub-humid Environment". 6<sup>th</sup> South East Asian Conference on Soil Engineering, Taipei, 1, 493-506
8. Anitha P and Haresh MP (2014) Comprehensive Review of preparation methodologies of nano hydroxyapatite, *J. Environ. Nanotechnol.*, 3(1), 101-121.
9. Satish Bykkam, Mohsen Ahmadipour, Sowmya Narisngam, Venkateswara Rao Kalagadda and Shilpa Chakra Chidurala (2015) Extensive studies on X- Ray diffraction of green synthesized silver nanoparticles, *Adv. Nanoparticles*, 4(1), 1- 10.
10. Laila Raki, James Beaudoin, Rouhollah Alizadeh, Jon Makar and Taijiro Sato (2010) Review of cement and concrete nanoscience and nanotechnology, *Mater.*, 3, 918-942.
11. Xiao, Y., Cai, Z., Wang, Z. L., Lai, B. and Chu, Y. S (2005) An X-ray nano diffraction technique for structural characterization of individual nanomaterials, *J. Synchrotron Rad.*, 12, 124-128.
12. Liu CJ, Burghaus U, Besenbacher F, and Wang ZL (2010) Preparation and characterization of nanomaterials for sustainable energy production, *ACS Nano.*, 4(10), 5517-5526.
13. Wu CI, JW Huang, YL Wen, SB Wen, YH Shen and MY Yeh (2008) Preparation of TiO<sub>2</sub> nanoparticles by supercritical carbon dioxide. *Mater. Lett.*, 62, 1923-1926.
14. Hall, B. D., Zanchet, D. and Ugarte, D (2000) Estimating nanoparticle size from diffraction measurements, *J. Appl. Cryst.*, 33, 1335-1341.
15. Fan Yang and Yongfeng Li (2015) Synthesis and application of nanocarbon materials using plasma technology, *Int. J. Chem. Eng. Appl.*, 6(1), 49-52.
16. Kalpana Awasthi, Rajesh Kumar, Himanshu Raghubanshi, Seema Awasthi, Ratnesh Pandey, Devinder Singh, Yadav, T.P and Srivastava, O. N (2009) Synthesis of nano-carbon (nanotubes, nanofibres, graphene) materials, *Bull. Mater. Sci.*, 34(4), 607-614.
17. Kannan, M (2010) Preparation and characterization of nano clay-filled polymer blends, *Plastics Research Online*.

18. Anamika M, Sanjukta C, Prashant MR and Geeta W (2012) Evidence based green synthesis of nanoparticles, *Adv. Mat. Lett.*, 3(6), 519- 525.
19. BS 1377-2 (1990) Methods of Testing Soils for Civil Engineering Purposes, British Standard Institute, London.
20. BS 1924 (1990) Methods of Tests for Stabilized Soil, British Standard Institute, London.
21. BS 5930 (2015) The code of practice for site investigation, British Standard Institute, London.
22. Nigeria General Specification/Federal Ministry of Works and Housing (1997) Testing for the selection of soil for roads and bridges, Vol. II.
23. Gopal R and ASR Rao (2011) Basic and applied soil mechanics, 2<sup>nd</sup> Ed., New Age Int'l Publishers, New Delhi.